

Connector

Name: _____ Date: _____ Pages Read: _____

Title: _____ Author: _____

What did today's reading remind you of? Be sure to include several connectors - T-S, T-T, and T-W.

Summary of Passage (include page #)	Connection & Connection Type

Adapted from: Daniels, Harvey.(2002) Literature Circles



Questioner

Name: _____ Date: _____

Pages Read: _____


Title: _____ Author: _____

Read the agreed upon section in your book. Jot down questions as you read. Remember to ask questions before, during and after reading. Code your questions with "B" , "D" or "A" depending on when you asked the question. Try to ask "open" questions.

Get together with your group and go over your questions together. First, answer closed questions, searching in the text for answers if necessary. Then discuss the open ones. Code your questions with a "C" or "O" depending upon the type of questions asked. Tally and compare the number of Open vs Closed questions. Remember, open questions generate deeper thought and discussion.

Tally: Open _____ **Closed** _____

Record new questions that have arisen as a result of your discussion.



Synthesizer

Name: _____ Date: _____
Pages Read: _____

Title: _____ Author: _____

Prepare a brief summary of your reading so far. Try to make your summary brief - 2 to 3 sentences.

- 1.
- 2.
- 3.

Together with your group, compare your summaries and add any ideas that you missed.

- 1.
- 2.

**What new thinking have you gained from today's reading?
How have your understandings changed?**


New Thinking:

Changed Thinking:

What big idea do you think the author was trying to convey?

What are your feelings, thoughts and concerns about today's reading?

Visualizer



Name: _____ Date: _____

Pages Read: _____


Title: _____ Author: _____

Draw a picture or mind map that stands out from today's reading. Remember to include all of the senses in your drawing. You may label things with words to make your visualization more complete.

Write down words and passages in the story that helped create vivid mental images. Identify the sense that the image appealed to.

Word/Passage	Sense	Page #

Adapted from: Daniels, Harvey.(2002) Literature Circles



Summarizer (Determining Important Ideas)

Name: _____ Date: _____

Pages Read: _____

Title: _____ Author: _____

Provide a brief summary of today's reading. Make sure that you jot down the important points and main ideas of the reading.

Summary:

Record at least 5 major events from the pages you read:

1. _____
2. _____
3. _____
4. _____
5. _____

Add any major events you discovered after discussing this passage with your group.

6. _____
7. _____

Comprehension Monitor



Name: _____ Date: _____ Pages Read: _____

Title: _____ Author: _____

As you read through today's passage, record any words, phrases or sentences you had difficulty with or didn't understand. After discussion with your group, record any new understandings gained.

Difficult word, phrase or sentence	Strategy used	New Understanding